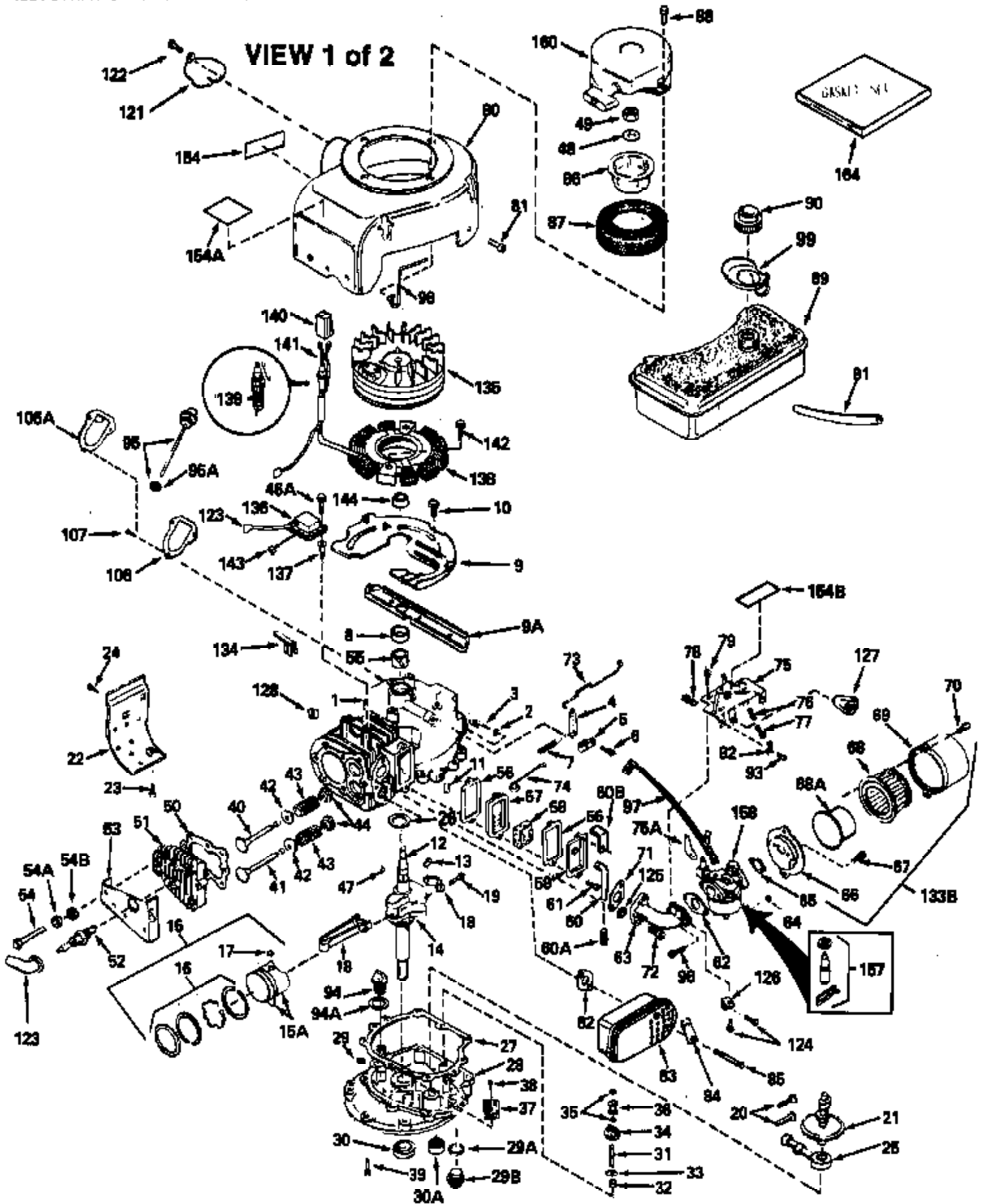


ILLUSTRATION SHOWS TYPICAL PARTS ONLY. ORDER BY PART NUMBER. PARTS NOT LISTED ARE SUPPLIED BY OEM.



Engine Parts List #1

| Ref # | Part Number | Qty | Description |
|-------|-------------|-----|---|
| 1 | 34913A | | Cylinder (Incl. 8, 11, 94 & 94A) (2-5/8") |
| 2 | 28277 | | Washer, Flat |
| 3 | 30669 | | Rod, Governor |
| 4 | 31357 | | Lever, Governor |
| 5 | 31335 | | Clamp, Governor lever |
| 6 | 650548 | | Screw, 8-32 x 5/16" |
| 7 | 31361 | | Spring, Governor |
| 8 | 32630 | | Seal, Oil |
| 9 | 29536 | | Baffle, Blower housing (Use as required) |
| 9 | 35256A | | Blo.Hsg.Baffle (W/E.S.knock-out)(As required) |
| 10 | 650561 | | Screw, 1/4-20 x 5/8" |
| 11 | 27652 | | Pin, Dowel |
| 12 | 35227 | | Crankshaft (Incl. 13 & 14) |
| 13 | 29783 | | Pin, Crankshaft gear |
| 14 | 27884 | | Gear, Crankshaft |
| 15A | 33312B | | Piston & Pin Ass'y. (Incl.17)(2-5/8") (Std.) |
| 15A | 33313B | | Piston & Pin Ass'y. (Incl. 17) (.010" OS) |
| 15A | 33314B | | Piston & Pin Ass'y. (Incl. 17) (.020" OS) |
| 15 | 34531 | | Piston, Pin & Ring Set (2-5/8") (Std.) |
| 15 | 34532 | | Piston, Pin & Ring Set (.010" OS) |
| 15 | 34533 | | Piston, Pin & Ring Set (.020" OS) |
| 16 | 34854 | | Ring Set (2-5/8") (Std.) |
| 16 | 34855 | | Ring Set (.010" OS) |
| 16 | 34856 | | Ring Set (.020" OS) |
| 17 | 27888 | | Ring, Piston pin retaining |
| 18 | 31380C | | Rod Assy., Connecting (Incl. 19) |
| 19 | 650662C | | Bolt, Connecting rod (Incl. 2 pieces) |
| 20 | 34034 | | Lifter, Valve |
| 21 | 32114 | | Camshaft (MCR) |
| 22 | 30622A | | Extension, Blower housing |
| 23 | 650128 | | Screw, 10-24 x 1/2" |
| 24 | 30688 | | Screw, 1/4-20 x 1/2" |
| 25 | 31356 | | Pump Assy., Oil |
| 27 | 30684 | | * Gasket, Cylinder cover |
| 28 | 31471C | | Flange Ass'y. (Incl. 29,30,31,33,182 & 183) |
| 29 | 27642 | | Plug, Pipe (sq.hd, 1/4-28) |
| 30 | 27897 | | Seal, Oil |
| 31 | 30668 | | Shaft, Mech. Governor |
| 32 | 31707A | | Governor Spacer Assy. (Incl. 33) |
| 33 | 30590A | | Washer, Flat (2 required) |
| 34 | 30591 | | Gear Assy., Governor |
| 35 | 29193 | | Ring, Retaining |
| 36 | 30588A | | Spool, Governor |
| 37 | 31355 | | Screen, Oil filter (Use as required) |
| 38 | 29117 | | Screw, 8-32 x 5/16" (Use as required) |
| 39 | 650488 | | Screw, 1/4-20 x 1-1/4" |
| 40 | 32783 | | Intake Valve (Std.) (Incl. 44) |
| 40 | 32784 | | Intake Valve (1/32" OS) (Incl. 44) |
| 41 | 27878A | | Exhaust Valve (Std.) (Incl. 44) |
| 41 | 27880A | | Exhaust Valve (1/32" OS) (Incl. 44) |
| 42 | 27882 | | Cap, Upper valve spring |
| 43 | 27881 | | Spring, Valve |
| 44 | 32581 | | Cap, Lower valve spring |
| 46A | 650814 | | Screw, 10-24 x 1" |
| 47 | 32589 | | Key, Flywheel |
| 48 | 650815 | | Washer, Belleville |
| 49 | 8116 | | Nut, Washer, 1/2-20 |
| 50 | 28938B | | * Gasket, Head |

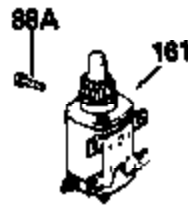
| Ref # | Part Number | Qty | Description |
|-------|-------------|-----|--|
| 51 | 30938A | | Head, Cylinder (Incl. 54) |
| 52 | 33636 | | Resistor Spark Plug (RJ-8) |
| 52 | 34251 | | Resistor Spark Plug (RJ-17LM) |
| 53 | 30939A | | Cover Assy., Cylinder head |
| 54 | 650694A | | Screw, 5/16-18 x 2" (Use as required) |
| 54 | 650697A | | Screw, 5/16-18 x 2-1/2" (Use as required) |
| 54A | 26073 | | Washer, Flat (Use as required) |
| 54A | 650690 | | Washer, Belleville (Use as required) |
| 54B | 650691 | | Washer, Flat (Use as required) |
| 56 | 27896 | | * Gasket, Breather cover |
| 57 | 28423 | | Body, Breather |
| 58 | 28424 | | Element, Breather |
| 59 | 28425 | | Cover, Valve spring box |
| 60 | 27627 | | Tube, Breather |
| 61 | 650128 | | Screw, 10-24 x 1/2" |
| 62 | 26756 | | * Gasket, Carburetor |
| 63 | 32632 | | Pipe, Intake |
| 65 | 27272 | | * Gasket, Air cleaner |
| 66 | 31691 | | Bracket, Air cleaner |
| 67 | 28820 | | Screw, 10-32 x 1/2" |
| 68 | 30727 | | Element, Air cleaner |
| 69 | 31715 | | Body, Air cleaner |
| 70 | 650152 | | Screw, 8-32 x 3/8" |
| 71 | 27915 | | * Gasket, Intake to cylinder |
| 72 | 650378 | | Screw, 5/16-18 x 1-1/8" |
| 73 | 31823 | | Link, Throttle |
| 74 | 32582 | | Link, Governor spring |
| 75 | 32181A | | Control Assy., Speed (Incl. 76, 77 & 78) |
| 75 | 32264A | | Control Assy., Speed (Incl. 76, 77 & 78) |
| 76 | 31342 | | Spring, Compression |
| 77 | 650549 | | Screw, 5-40 x 7/16" |
| 78 | 610973 | | Terminal Ass'y. (Use as required) |
| 79 | 30200 | | Screw, 10-24 x 9/16" |
| 80 | 35210 | | Blower Housing (Incl. 121 & 122) (Ele c. Str.) |
| 81 | 29747B | | Screw, 5/16-24 x 21/32" |
| 85 | 30196 | | Screw, 5/16-18 x 3/4" (Use as required) |
| 85 | 650696 | | Screw, 5/16-18 x 2-3/4" (Use as required) |
| 85 | 650697A | | Screw, 5/16-18 x 2-1/2" (Use as required) |
| 86 | 32125 | | Cup, Starter |
| 87 | 35009 | | Screen, Starter |
| 88 | 29716 | | Screw, 1/4-28 x 7/16" |
| 90 | 33032 | | Fuel Cap (Use as required) |
| 90 | 34210 | | Fuel Cap (Use as required) |
| 91 | 29774 | | Fuel Line (8-1/4") (Use as required) |
| 91 | 30962 | | Fuel Line (32") (Use as required) |
| 92 | 27793 | | Clip, Conduit |
| 93 | 28942 | | Screw, 10-32 x 3/8" |
| 95 | 34165 | | Dipstick (Incl. 95A) |
| 95A | 29673 | | * Gasket, Oil fill |
| 96 | 6201 | | Screw, 1/4-28 x 7/8" (Use as required) |
| 96 | 650372 | | Screw, 1/4-20 x 13/16" (Use as required) |
| 97 | 35182 | | Wire, Ground |
| 115 | 33323 | | Screen, Muffler (Use as required) |
| 123 | 27276 | | Cover, Spark plug (Use as required) |
| 123 | 610118 | | Cover, Spark plug (Use as required) |
| 133B | 730127 | | A/C Assy. (Incl. 65, 66, 67, 68A, 69, 70, 134) |
| 134 | 29443 | | Clip, Fuel line |
| 135 | 611084 | | Flywheel |

| Ref # | Part Number | Qty | Description |
|-------|-------------|-----|--|
| 136 | 34443A | | Solid State Assy. |
| 137 | 650872 | | Stud, Solid State mounting |
| 154 | 34346 | | Decal, Instruction |
| 157 | 631021 | | Inlet Needle, Seat & Clip Assy. |
| 158 | 632253 | | Carburetor (Incl. 62) (Refer to Division 5, Section A, page 184 for breakdown) |
| 160 | 590420 | | Rewind Starter (Refer to Division 5, Section C, page 25 for breakdown) |
| 164 | 33234A | | * Gasket Set (Incl. items marked *) |

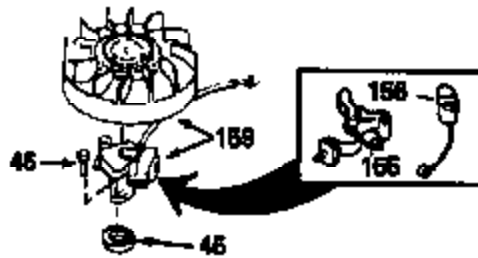
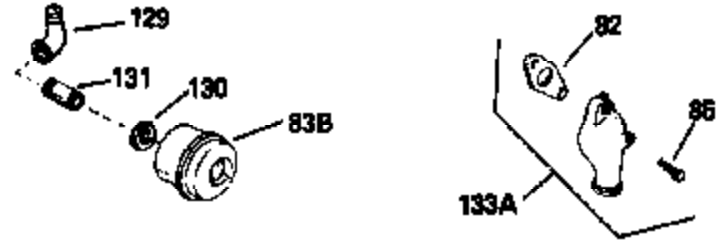
ILLUSTRATION SHOWS TYPICAL PARTS ONLY. ORDER BY PART NUMBER. PARTS NOT LISTED ARE SUPPLIED BY OEM.



OPTIONAL 110 - 120 VOLT
STARTER MOTOR KIT



VIEW 2 of 2



STD. POINT



| Ref # | Part Number | Qty | Description |
|-------|-------------|-----|--|
| 54A | 26073 | | Washer, Flat (Use as required) |
| 54A | 650690 | | Washer, Belleville (Use as required) |
| 81 | 29747B | | Screw, 5/16-24 x 21/32" |
| 83C | 391026 | | Muffler (Incl. 115, 116 & 117) (This spark arrestor muffler can be used on any model) |
| 83B | 29633 | | Muffler |
| 85 | 30196 | | Screw, 5/16-18 x 3/4" (Use as required) |
| 85 | 650696 | | Screw, 5/16-18 x 2-3/4" (Use as required) |
| 85 | 650697A | | Screw, 5/16-18 x 2-1/2" (Use as required) |
| 91 | 29774 | | Fuel Line (8-1/4") (Use as required) |
| 91 | 30962 | | Fuel Line (32") (Use as required) |
| 100 | 26460 | | Clamp, Fuel line (Use as required) |
| 115 | 33323 | | Screen, Muffler (Use as required) |
| 116 | 33700 | | Cover & tube, Muffler (Use as required) |
| 117 | 650578 | | Screw, 8-18 x 3/8" (Use as required) |
| 129 | 29574 | | 90 Degree Street Elbow |
| 130 | 32862 | | Nut, Conduit |
| 131 | 30244 | | Nipple, Pipe |
| 133A | 31288 | | Muffler Adapter Kit (Incl. 82 & 85) (As req.) |
| 133 | 730130 | | Muffler Adap. Kit (Incl. 82 & 85) (As req.) |
| 162 | 33329D | | Starter Motor Kit (110-120 volt) (Refer to service number stamped on end cap of motor, or on decal, for identification. For breakdown see Division 5, Section D, Page 16.) |
| 163 | 611042 | | Flywheel (Ring gear flywheel required on engines using 110-120 volt starter motor kits listed above) (Use on Std. point ignitions) |
| 163 | 611085 | | Flywheel (Ring gear flywheel required on engines using 110-120 volt starter motor kits listed above) (Use on solid state ignitions) |