

ILLUSTRATION SHOWS TYPICAL PARTS ONLY. ORDER BY PART NUMBER. PARTS NOT LISTED ARE SUPPLIED BY OEM.

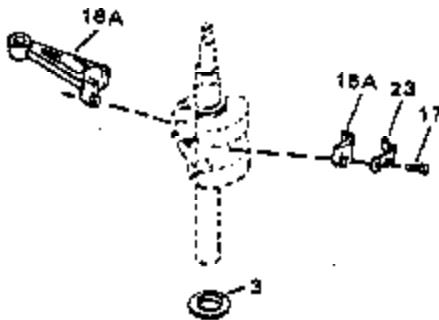
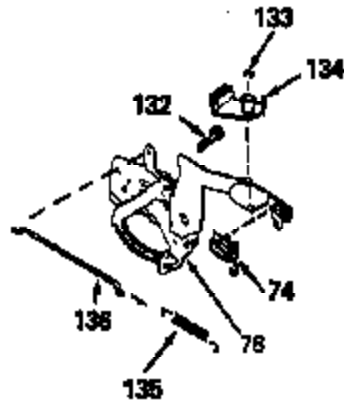
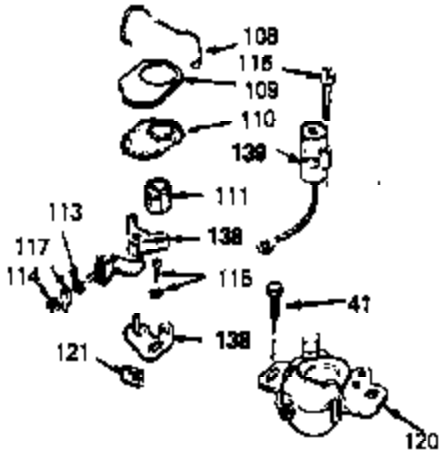
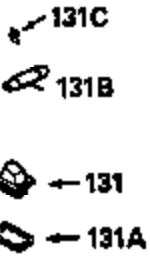


Ref #	Part Number	Qty	Description
1	33899A		Cylinder (Incl. 2, 4 & 56) (2-13/16" Bore)
2	26727		Pin, Dowel
4	32600		Seal, Oil
5	30589		Rod, Governor (Incl. 6)
6	28277		Washer, Flat
7	32651		Lever, Governor
8	31335		Clamp, Governor lever (Clamp is positioned towardspark plug end on 1977-78 and latermodels. It is positioned opposite spark plugend on earlier models.)
9	650548		Screw, 8-32 x 5/16"
10	34469		Crankshaft
11	29783		Pin, Crankshaft (Not used on late pro duction)
12	27613		Gear, Crankshaft (Not serviceable on late production)
13A	33562B		Piston & Pin Ass'y.(Incl.14)(Std.)(2- 13/16")
13A	33563B		Piston & Pin Ass'y. (Incl. 14) (.010" OS)
13A	33564B		Piston & Pin Ass'y. (Incl. 14) (.020" OS)
13	34535		Piston, Pin & Ring Set (Std.) (2-13/1 6" Bore)
13	34536		Piston, Pin & Ring Set (.010" OS)
13	34537		Piston, Pin & Ring Set (.020" OS)
14	20381		Ring, Piston pin retaining
15	33567		Ring Set (Std.) (2-13/16" Bore)
15	33568		Ring Set (.010" OS)
15	33569		Ring Set (.020" OS)
17	32610A		Bolt, Connecting rod
20	27241		Lifter, Valve
21	33553		Camshaft (MCR)
22	29914		Pump Assy., Oil
24	35261		* Gasket, Mounting flange
25	34311B		Flange Ass'y. (Incl. 27, 28, 29 & 30)
26	28833		* Drain Plug Gasket (Not req. w/plastic plug)
27	27244		Plug, Oil drain
28	27897		Seal, Oil
30	30574		Shaft, Mechanical governor
31	30590A		Washer, Flat
32	31947		Gear Assy., Governor
33	33903		Spool, Governor
34	29193		Ring, Retaining
35	650488		Screw, 1/4-20 x 1-1/4"
36	29314B		Intake Valve (Std.) (Incl. 40)
36	29315C		Intake Valve (1/32" OS) (Incl. 40)
37	29313C		Exhaust Valve (Std.) (Incl. 40)
37	29315C		Exhaust Valve (1/32" OS) (Incl. 40)
38	31671		Cap, Upper valve spring
38A	31671		Cap, Upper valve spring (Intake)
39	31672		Spring, Valve (Exhaust)
40	31673		Cap, Lower valve spring
42	610118		Cover, Spark plug (Use as required)
45	611004		Key, Flywheel
46	34214A		Breather Ass'y. (Incl. 47 thru 51)
47	33735		* Gasket, Breather
48	33734		Element, Breather
49	30200		Screw, 10-24 x 9/16"
50	33886		Tube, Breather
51	33887		Clip, Breather tube
52	35144		Ground Wire
53	30200		Screw, 10-24 x 9/16"
54	650561		Screw, 1/4-20 x 5/8"

Ref #	Part Number	Qty	Description
55	33891B		Housing, Blower
56	650802		Screw, 1/4-20 x 5/8"
57	33554		* Gasket, Cylinder head
58	34342		Head, Cylinder
59	26073		Washer, Flat (Not used on late production)
60	6021A		Screw, 5/16-18 x 1-1/2"
64	33636		Resistor Spark Plug (RJ-8C)
64	34251		Resistor Spark Plug (RJ-17LM)
65	27234		* Gasket, Valve spring cover
66	32755		Cover, Valve spring box
67	650128		Screw, 10-24 x 1/2"
68	34690		* Gasket, Intake pipe
69	33004A		Pipe, Intake (Incl. 68)
70	650451		Screw, 1/4-20 x 1"
71	31688		* Gasket, Carburetor
72	6201		Screw, 1/4-28 x 7/8"
73	29752		Nut & Lockwasher Assy.
74	610973		Terminal Assy. (Use as required)
81	34336		Link, Throttle
82	33151		Link, Governor spring
83A	33086		Lever, Speed adjusting
83	31361		Spring, Governor
84	33932		Terminal
86A	30081		* Gasket, Muffler
87	34265		Gasket, Oil fill tube
88	650562		Screw, 10-32 x 1/2"
89	35581		Tube, Oil filler
90	35582		Dipstick, Oil
91	35499		"O" Ring
92	33895		Body, Air cleaner
93	33896		Filter, Air cleaner
94	33897		Cover, Air cleaner
95	650762		Screw, 10-32 x 1-29/32"
96	650804		Screw, 10-24 x 9/16"
97	33051		* Gasket, Air cleaner
98	33933		Terminal
99	792025		Screw, 10-24 x 1/2"
100	30705		Fuel Line (Braided 16")
101	26460		Clamp, Fuel line
102	29443		Clip, Fuel line
103	33904B		Fuel Tank (Incl. 101)
104	28763		Screw, 10-32 x 19/32"
105	730207		Magneto-to-Solid State Conversion Kit (Includes solid state module, Solid State Flywheel Key, and instructions) (Use as required on external ignition engines only)
105	34443A		Solid State Assy.
106	650814		Screw, 10-24 x 1"
106A	34080		Spacer, Flywheel key
107	611046A		Flywheel
123	650815		Washer, Belleville
124	650816		Nut, Flywheel
137	631021		Inlet Needle, Seat & Clip Assy.
140	632050A		Carburetor (Incl. 71, 72, 95 & 137) (Refer to Division 5, Section A, page 162 for breakdown)
142	590531		Side Mount Rewind Starter (Refer to Division 5, Section C, page 32 for breakdown)

Ref #	Part Number	Qty	Description
144	33906A		* Gasket Set (Incl. items marked *)

ILLUSTRATION SHOWS TYPICAL PARTS ONLY. ORDER BY PART NUMBER. PARTS NOT LISTED ARE SUPPLIED BY OEM.



Ref #	Part Number	Qty	Description
	3 32323		Washer, Thrust
	16A 32875		Rod Assy., Connecting (Incl. 17)
	17 32610A		Bolt, Connecting rod
	23 32609		Plate, Lock (Used on early production with No. 32610 connecting rod bolt. Donot use with No. 32610A locking type bolt.)
	54 650561		Screw, 1/4-20 x 5/8"
	74 610973		Terminal Assy. (Use as required)
	128A 33914		Cup (Early production only, not w/650 791)
	143		Electric Starter Kit (Supplied by OEM)