

ILLUSTRATION SHOWS TYPICAL PARTS ONLY. ORDER BY PART NUMBER. PARTS NOT LISTED ARE SUPPLIED BY OEM.

VIEW 1 of 3



Ref #	Part Number	Qty	Description
1	34648A		Cylinder (Incl. 2, 4 & 33) (3-5/8" Bo re)
2	31927		Pipe Plug, 3/8-18 sq. head (Use as re quired)
2	28483		Pipe Plug (3/8-18 hex countersunk) (A s req.)
2			Pipe Plug (3/4-14 sq.hd.)(As req.)(Bu y local)
2	9556		Pipe Plug (1/8-27 sq. hd.) (Use as re quired)
2	28534		Pipe Plug(1/8-27 hex c/sunk headless) (As req)
4	27652		Pin, Dowel
5	33497C		Crankshaft (Incl. 6 thru 9, 140 & 141) NOTE: When using this crankshaft to repair older units equippedwith straight cut cam and governor gears,it will be necessary to order 34751 helical governor gear assembly and 34752 helical camshaft in order to the complete the repair.
6	29783		Pin, Crankshaft gear
7	34692		Gear Crankshaft (Helical)
8	31932		Bearing, Tapered roller
9	31928		Cup, Bearing
11	34624		Piston, Pin & Ring Set (Std.) (3-5/8" Bore)
11	34625		Piston, Pin & Ring Set (.010" OS)
11	34626		Piston, Pin & Ring Set (.020" OS)
11A	34629		Piston & Pin Ass'y. (Std.)(3-5/8")(In cl. 12)
11A	34630		Piston & Pin Ass'y. (.010" OS) (Incl. 12)
11A	34631		Piston & Pin Ass'y. (.020" OS) (Incl. 12)
12	34634		Ring, Piston pin retaining
13	34635		Ring Set (Std.) (3-5/8" Bore)
13	34636		Ring Set (.010" OS)
13	34637		Ring Set (.020" OS)
14	34640		Connecting Rod Assy. (Incl. 15, 16 & 17)
14	35243		Connecting Rod Assy.(.010" US)(Incl.1 5,16,17)
14	35244		Connecting Rod Assy.(.020" US)(Incl.1 5,16,17)
15	32077		Bolt, Connecting rod
16	26073		Washer, Connecting rod
17	28264		Nut Assy.
18	34752		Camshaft (MCR) (Helical)
19	33472		Lifter, Valve
20	33471		Rod, Push
21	34643		Intake Valve (Std.)
21	34644		Intake Valve (1/32" OS)
22	33506		Exhaust Valve (Std.)
22	33646		Exhaust Valve (1/32" OS)
23	33507		Spring, Valve
24	33508		Retainer & Cap Set, Keeper valve
25	33509		* "O" Ring (Intake only) (Also Incl. in 251)
25A	34410		* "O" Ring (Exhaust only) (Also Incl. i n 251)
26	33510		Cap, Valve
27	34751		Governor Gear Ass'y. (Helical)
28	650745		Washer, Flat
29	35479		Washer, Flat (Use with 35322 spool)
29	30590A		Washer, Flat
30	31948		Spool, Governor
31	31956B		* Gasket, Cylinder cover
32	34649		Cover Assy., Cylinder (Incl. 2, 33 & 134)
33	31950		* Seal, Oil
34	650451		Screw, 1/4-20 x 1"
35	650492		Screw, 1/4-20 x 2-1/4"
36	32425		Rod Assy., Governor
37	32426		Spacer, Governor rod
38	29193		Ring, Retaining

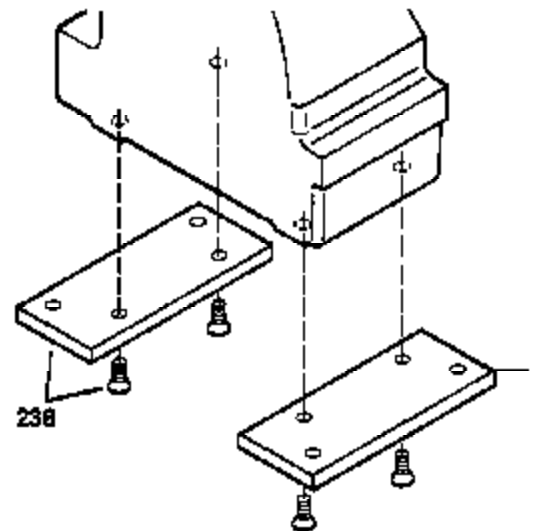
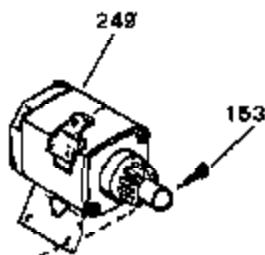
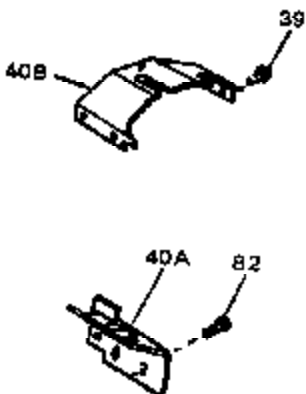
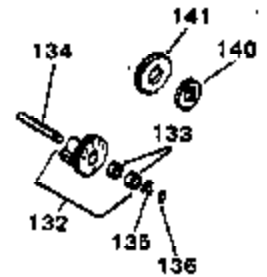
Ref #	Part Number	Qty	Description
39	650128		Screw, 10-24 x 1/2"
41	34641A		* Gasket, Cylinder head
42	34771		Head, Cylinder
45	34645		Resistor Spark Plug (RN-4C)
46A	650691		Washer, Flat
46	650690		Washer, Belleville
47A	650746		Screw, 5/16-18 x 1-3/8"
47	650692		Screw, 5/16-18 x 1-3/4"
48	730218		Valve Guide Kit (Incl. 49)
49	792035		Ring, Retaining
50	33515A		* Gasket, Intake pipe
51	33475		Pipe, Intake
52	650378		Screw, Torx T-30, 5/16-18 x 1-1/8"
53	792028		Screw, 5/16-18 x 7/8"
54	33476A		* Gasket, Carburetor
55	34285		Baffle, Air extension
56	792075		Nut, Lock 5/16-24 (Used in early production)
57	33478		Link, Governor lever-to-throttle lever
58	31963		Lever, Governor
59	31964		Clamp, Governor lever
60	650518		Lockwasher, No. 10 E.T.
61	30312		Screw, 10-32 x 1/2"
62	650544		Screw, Torx T-25, 10-24 x 7/8"
63	7975		Nut, 10-24
64	31965		Plate, Governor spring
65	31984A		Lever Assy., Control
66	28558		Washer, Wave
67	31966		Bushing, Governor lever
68	650597		Screw, 10-24 x 5/8"
69	31967		Spring, Governor
70	650591		Screw, 10-24 x 2"
71	33099		Spring
72	32599		"O" Ring (Incl. in 251)
73	650666		Washer, Lock
74	32579		Baffle, Blower housing
75	650561		Screw, 1/4-20 x 5/8"
76	650592		Key, Flywheel
77A	730201		Trigger Pin Kit (Use as required)
77	610909		Flywheel
78	650594		Nut, Flywheel
79	610906		Solid State Magneto (Incl. 158 thru 1 61)
80	650661		Screw, 1/4-20 x 3/4"
83	650751		Screw, 1/4-20 x 7/16"
84	34195B		Blower Hsg.(Incl.218,219)(For elec.starter)
85A	8274		Washer, Lock
85	8274		Washer, Lock
86A	650595		Screw, 5/16-24 x 3/8"
86	650595		Screw, 5/16-24 x 3/8"
87	650752		Screw, 1/4-20 x 7/16"
88	35475		Tube, Push rod
89	33481		* "O" Ring (Also Incl. in 251)
90	34754		Housing, Rocker arm
94	33484		* "O" Ring (Also Incl. in 251)
95	650168		Washer, Flat
96	32610A		Screw, 1/4-20 x 29/32"
97	33485		Arm, Rocker
98	33486		Ring, Retaining
99	650755		Screw, 1/4-20 x 3/4"

Ref #	Part Number	Qty	Description
100	650864		Nut, Hex, 1/4-20
101	650756		Stud, Rocker arm
102	33487		* "O" Ring (Also Incl. in 251)
103	33488		Cover, Rocker arm
104	31958A		* Gasket, Breather (Also Incl. in 251)
105	33489		Body Assy., Breather
106	33490		Tube, Breather
107	30102		* Screw, 10-32 x 5/8" (Also Incl. in 25 1)
108	650738		Screw, 1/4-20 x 5/8"
111	35471		* Gasket, Air cleaner
114	650399		Screw, 10-32 x 5/8"
115	32008		Element, Air cleaner
117	650513		Nut, Wing
122	650516		Screw, 1/4-20 x 1-1/8"
123	650675		Washer, Flat
125	650590		Nut, Conduit
127	32143		Nipple, Exhaust
137	650744		Screw, 10-24 x 7/8"
138	34650		Tube extension, Oil fill
146	32577		Cover, Cylinder NOTE: Determine the gap between the cover and the machined surface on the cylinder, which can be from .001" up to .007", in which case no shim gaskets will be required. Use of gaskets must be limited to a combined total of .010" thick. Steel spacers must be used as required to eli
147	792028		Screw, 5/16-18 x 7/8"
155	31971		* Gasket, Shim (.004/.005 thick) NOTE: Determine the gap between the cover and the machined surface on the cylinder, which can be from .001" up to .007", in which case no shim gaskets will be required. Use of gaskets must be limited to a combined total of .010" thick. Steel spacers must be used a
156	31972		* Gasket, Shim (.005/.007 thick) NOTE: Determine the gap between the cover and the machined surface on the cylinder, which can be from .001" up to .007", in which case no shim gaskets will be required. Use of gaskets must be limited to a combined total of .010" thick. Steel spacers must be used a
157	32031		* Spacer, Steel (.010 thick) NOTE: Determine the gap between the cover and the machined surface on the cylinder, which can be from .001" up to .007", in which case no shim gaskets will be required. Use of gaskets must be limited to a combined total of .010" thick. Steel spacers must be used as re
158	610118		Cover, Spark plug
159	610750		Grommet, Lead wire
160	610408		Nut, 8-32
161	610908		Terminal, Female
189	33068		Dipstick (Incl. 190)
190	29985		"O" Ring
191	32352		Tube, Oil filler
192	29673		* Gasket, Oil filler tube
244A	34768		Decal, Name
244B	31752		Decal, Air cleaner
244	34346		Decal, Instruction
246	631687		Valve, Seat & Spring Assy.

Ref #	Part Number	Qty	Description
247	632159A		Carburetor (Incl. 54 & 246) (Refer to Division 5, Section A, page 192 for breakdown)
250	33516F		* Gasket Set (Incl. items marked *)
251	35075		"O" Ring Kit (Incl. Nos. items marked +)

ILLUSTRATION SHOWS TYPICAL PARTS ONLY. ORDER BY PART NUMBER. PARTS NOT LISTED ARE SUPPLIED BY OEM.

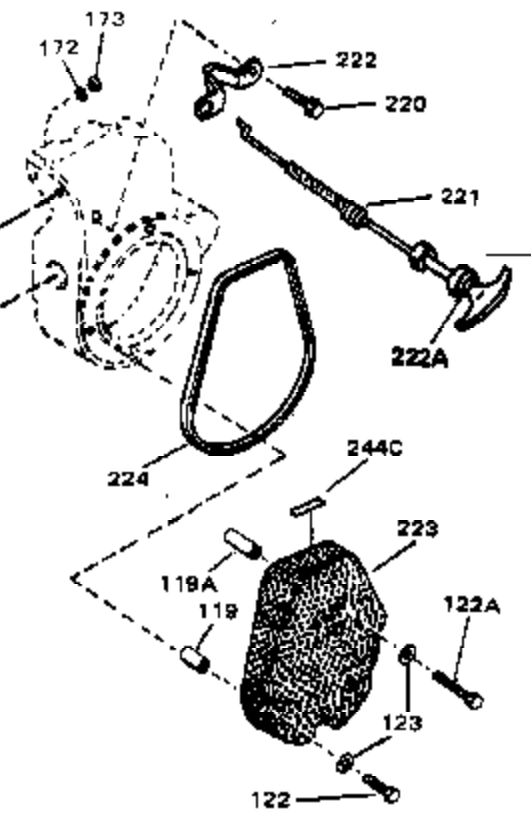
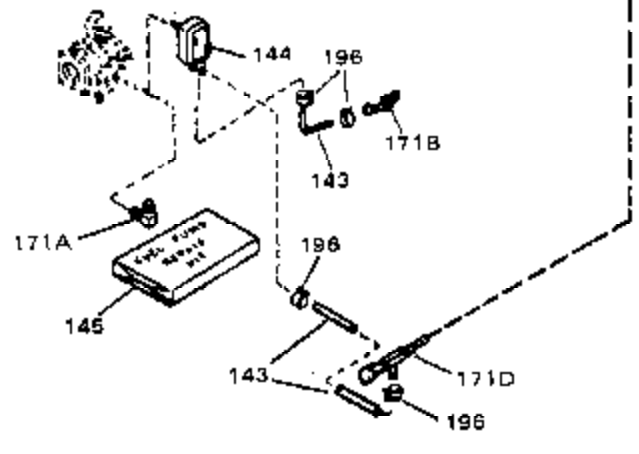
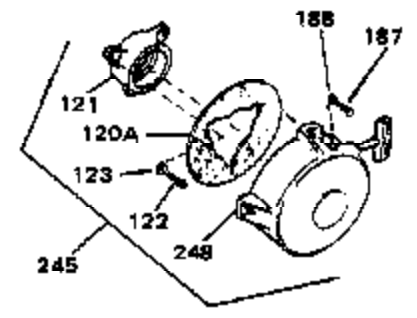
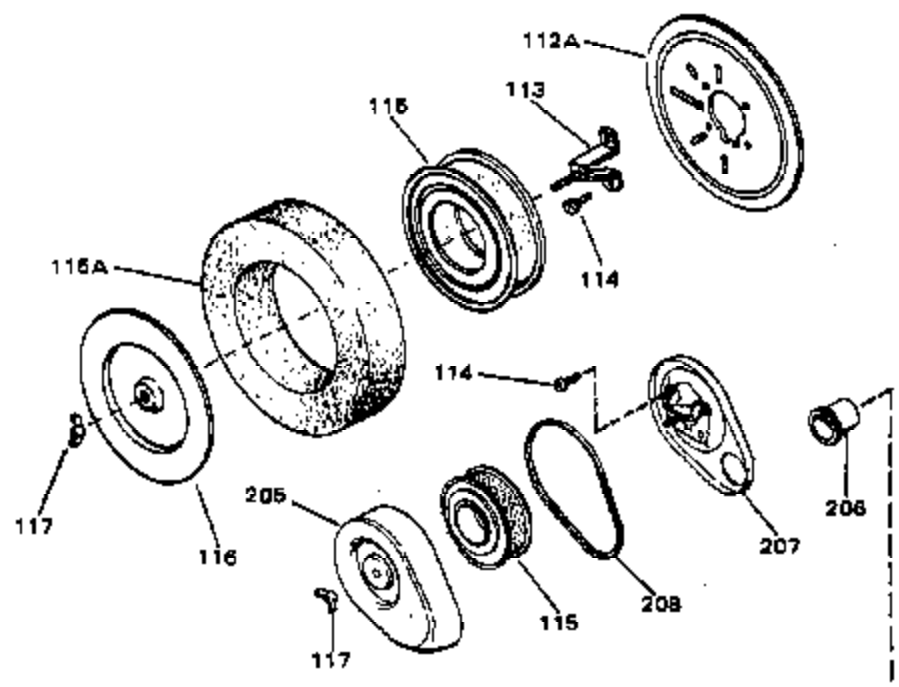
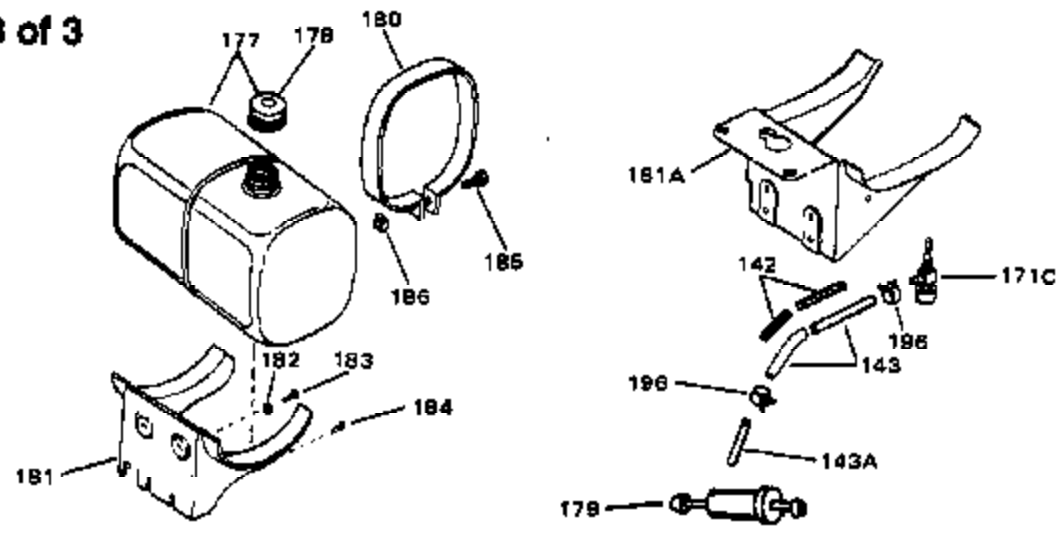
VIEW 2 of 3



Ref #	Part Number	Qty	Description
39	650128		Screw, 10-24 x 1/2"
40A	34283		Cover, Cylinder head
40B	34413		Cover, Cylinder head
126B	35732		Clamp, Muffler
126A	35731		Muffler (Incl. 126B)
132	34651		Weight Assy., Counterbalance
133	33501		Bearing, Needle
134	33502		Shaft, Counterbalance
135	33503		Washer, Thrust
136	792017		Ring, Retaining
140	33499		Spacer
141	33963		Gear, Counterbalance weight (Helical teeth)
141			Gear, Counterbalance weight (Straight teeth) (For replacement see Ref. 132. Order correct kit for your enginemodel number.)
148	610902		Alt.Coil Ass'y. (Incl.162,163,163A) (20 amp)
149	650521		Screw, 10-32 x 1-1/8"
151A	610996		Regulator (20 Amp) (Incl. 212 thru 21 8)
153	792028		Screw, 5/16-18 x 7/8"(Use w/32817 str .motor)
153	650781		Screw,5/16-18 x 11/16"(Use w/33835 st r.motor)
162A	610903		Connector, Flat
163A	610905		Terminal
163	610904		Terminal
209	730178		Ech.Adapter Kit (Incl.210 & 211)(As r equired)
210	34102B		Gasket, Exhaust (Use as required)
211	30196		Screw, 5/16-18 x 3/4" (Use as require d)
212	610990		Connector, Male
213	610921		Connector
214	610922		Terminal
215	610989		Terminal
216	610992		Terminal, Female
217	610991		Terminal, Female
218	30063		Screw, 1/4-20 x 1/2"
225	730198		Electric Starter Switch Kit (Incl. 22 6-237)
226	34614		Bracket, Starter button
227	34616		Switch, Starter
228	34615		Switch, Toggle
229	792026		Screw, 1/4-20 x 7/8"
230	27513		Lockwasher, Split
231	650864		Nut, Hex
232	34618		Wire Assy., Starter
233	34619		Wire Assy., Guard
234	34620		Wire & Fuse Assy.
235	8274		Lockwasher, Split (Incl. in 251)
236	650586		Nut, Jam
237	34617		Adapter Cord Assy.
238	730212		Adapter Plate Kit (Optional) NOTE: If you are having mounting problems in using a HH100 thruOH180 in place of a large frame competitivebrand, we would like to call your attention to 730212 adapter plate kit. The kit converts the bottom mounting system found on HH100 thru OH180 to a top mounting sys
249	33835		Electric Starter Motor (12-Volt) (Refer to Division 5, Section D for breakdown)

ILLUSTRATION SHOWS TYPICAL PARTS ONLY. ORDER BY PART NUMBER. PARTS NOT LISTED ARE SUPPLIED BY OEM.

VIEW 3 of 3



Ref #	Part Number	Qty	Description
114	650399		Screw, 10-32 x 5/8"
115	32008		Element, Air cleaner
117	650513		Nut, Wing
120A	32049		Screen, Starter hub
121	32048		Hub, Starter
122	650516		Screw, 1/4-20 x 1-1/8"
123	650675		Washer, Flat
143	29774		Fuel Line (Braided 8.25")(21 cm)(As required)
143	30705		Fuel Line (Braided 16")(41 cm)(As required)
143	30962		Fuel Line (Braided 32")(81 cm)(As required)
144	34392A		Pump, Impulse fuel
145	33010		Repair Kit, Impulse fuel pump
171A	28566		Fitting, Fuel line
171C	29683		Valve, Fuel strainer & shut-off
177	33979		Fuel Tank (Incl. 178)
178	410144B		Fuel Cap (White Plastic)(Std)(As required)
178	34210		Fuel Cap (Red Plastic) (Spurt resistant, High profile) (Use as required)
180	33980		Strap, Fuel tank
181	33978		Bracket, Fuel tank
182	650787		Washer, Belleville
183	650786		Screw, 1/4-20 x 5/8"
184	650785		Screw, 5/16-18 x 5/8"
185	650488		Screw, 1/4-20 x 1-1/4"
186	650456		Nut, Lock
187	650598		Screw, 1/4-28 x 3/4"
188	8345		Washer
196	26460		Clamp, Fuel line (Use as required)
205	34193		Cover, Air cleaner
206	34194A		Tube, Air cleaner
207	35473		Bracket, Air cleaner
208	34197		Gasket, Air cleaner
220	650561		Screw, 1/4-20 x 5/8"
221	34403		Speed Control Assy.
222A	650641		Nut, Hex
222	34404		Bracket, Control
245	730134		Rewind Starter Kit (Incl.120A, 121, 122, 187, 188 & 248) (Use as required)
248	590405A		Rewind Starter (Refer to Division 5, Section C, page 24 for breakdown)