

Ref #	Part Number	Qty	Description
1	772065		Transaxle Cover (Incl. 2A, 2B & 2C)
2A	780098		Needle Bearing
2	780097		Needle Bearing
2C	780100		Needle Bearing
2B	780099		Needle Bearing
3	770060B		Transaxle Case (Incl. 2, 2A, 2B, 2C & 85B)
4	776209A		Countershaft & Spacer (Incl. 18)
5	776120A		Output Pinion (13 teeth)
6	778098		Output Gear (37 teeth)
10	784195		Shift Fork
12	778093A		Bevel Pinion (13 teeth)
13	778085		Side Gear
14	778086	2500-2534	Pinion Gear
15	778084	Peerless #1	Ring Gear
18	786055		Spacer (1-9/64" ID x 1-5/8" OD x .864 long)
18A	786056		Spacer(1-9/64 ID x 1-1/2" OD x 1-19/3 2 long)
20	792004		Steel Ball
21	792068		Set Screw, 1/4-20 x 1/2"
22	792003		Shifter Fork Spring
24	780012		Thrust Bearing
25	792067		Screw, 5/16-18 x 1"
26	792062		Snap Ring
26A	792064		Snap Ring
29A	780045		Thrust Washer (2 required)
29	780045		Thrust Washer
31A	780101		Thrust Washer
31	780156		Thrust Washer
39	786026		Dowel Pin
49	778087		Bevel Gear (30 teeth)
50	778088		Spur Gear (16 teeth)
51	778096		Spur Gear (23 teeth)
58	778097		Cluster Gear (20 & 27 teeth)
67A	776122A		Brake Shaft (w/ 13 tooth gear)
85A	792019		Magnetic Drain Plug
85	792010		Pipe Plug, 3/8" sq. hd.
87A	780034		Oil Seal
87	788008		Oil Seal
89	780103		Ball Bearing
92	780005		Spacer
96	780104		Thrust Bearing
101	774200		Differential Carrier (threaded holes)
102	774199		Differential Carrier
103	792063		Screw, 3/8-16 x 3-5/16"
104	792011		Lockwasher, 3/8"
124A	788050		Gasket (Use as required)
124	788047		Case-to-Cover Gasket
136	782039		Axle Housing (7.970" long)
138	782039		Axle Housing (7.970" long)
149	784196A		Shift Rod
152	786054		Body Core
155	792065		Screw, 1/2-13 x 1-1/2" (Use as required)
155	792090		Screw, 1/2-13 x 2-3/4" (Use as required)
155	792092		Screw, 1/2-13 x 2-1/2" (Use as required)
155A	792069		Screw,1/2-13x1-1/2" socket hd.(Use as req.)
156	792066		Lockwasher, 1/2"
157	788049		Oil Seal





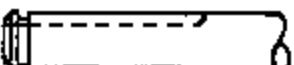




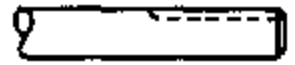


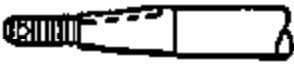
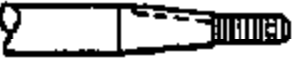










---

Ref #	Part Number	Qty	Description
163	788048		Square Cut Seal

---

2500-2534  
Peerless #1

Page 3 of 5

<b>VIEW 2 OF 2</b>			
<b>47</b>	<b>48</b>	<b>47J</b>	<b>48J</b>
			
<b>47A</b>	<b>48A</b>	<b>47K</b>	<b>48K</b>
			
<b>47B</b>	<b>48B</b>		
			
<b>47C</b>	<b>48C</b>		
			
<b>47D</b>	<b>48D</b>		
			
<b>47E</b>	<b>48E</b>		
			
<b>47F</b>	<b>48F</b>		
			
<b>47G</b>	<b>48G</b>		
			
<b>47H</b>	<b>48H</b>		
			
<b>47I</b>	<b>48I</b>		
			

---

Ref #	Part Number	Qty	Description
39	786026		Dowel Pin
47E	774336		Axle (14-1/4" long)
48E	774336		Axle (14-1/4" long)

---

2500-2534  
Peerless #2

Page 5 of 5