

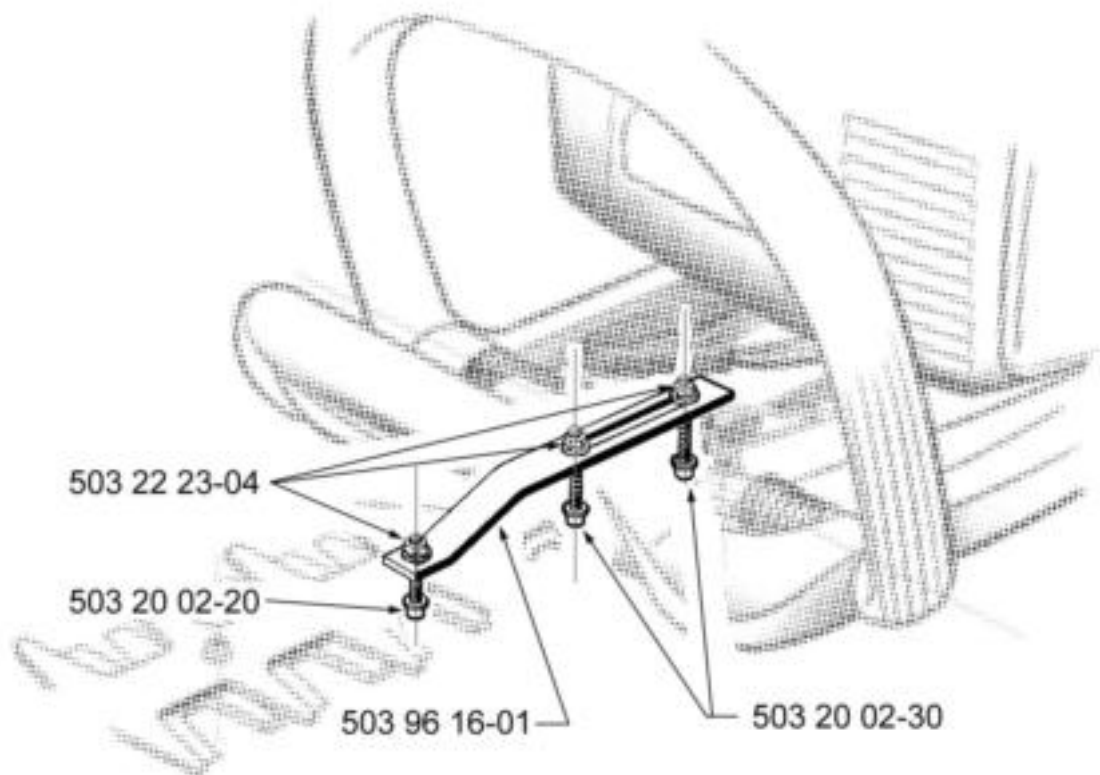
Model 225H

Support



A new part has been developed to improve the stability of the cutting unit. This is held in place by three bolts, which are secured with 3 self-locking nuts. Below is a list of the parts needed for the rework. These parts fit hedge trimmers with a cutting length of 60 cm or 75 cm. To prevent vibration being transferred from the engine to the handles a 15 mm diameter hole should be drilled as shown on page 2. It is also possible to mark the centre of the hole by inserting a sharp tool through the front bolt hole on the gear housing.

New ref. no	Description	Excl ref. no.	Remarks	Torque
503 96 16-01	Support		1	
503 20 02-30	Bolt		2	7 Nm
503 20 02-20	Bolt		1	7 Nm
503 22 23-04	Nut		3	7 Nm

* 503 97 73-01 Kit compl.





SERVICE 		11
		97-10-08

