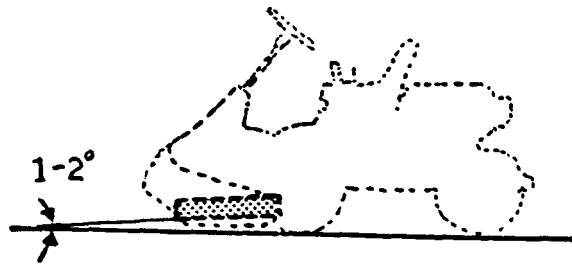


## RIDER 850

The cutting unit must be correctly adjusted in order to receive an excellent cutting result. If the cutting unit tilts forward too much, the result will be an uneven lawn almost like steps in the cut.

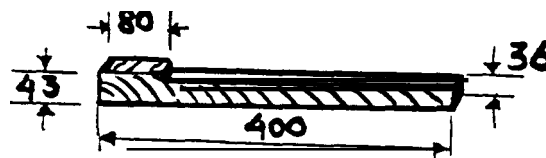


If the cutting unit tilts rearwards, the grass will be cut many times and the discharge will be directed downwards, which will result in clumps of turf on the lawn. The cutting unit should be adjusted in an angle forward  $1^{\circ}$  -  $2^{\circ}$ .

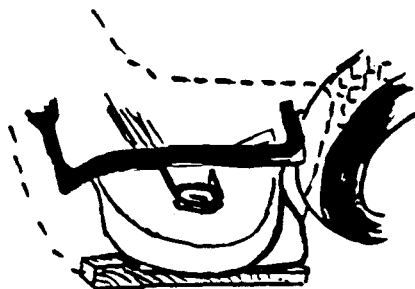


Do as follows:

Place the cutting unit at the second lowest cutting height (position 2). Put 2 blocks of wood under each side of the cutting deck. The measurement of the blocks in millimeters is shown in the illustration.

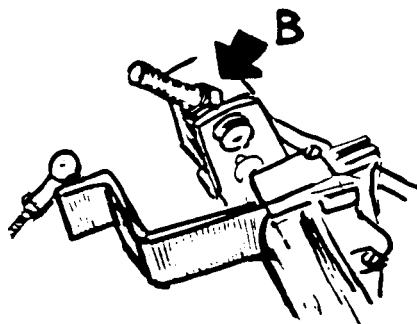
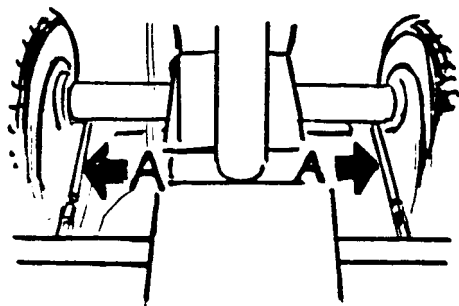


The right part of the block is turned forward. Note that the bumper with its rollers should be mounted before this adjustment is done.



Please turn over

Adjust the rods A and the lifting rod B until



The blocks of woods barely touches the cutting unit at all four points of contacts.