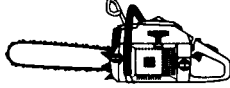



SERVICE 		3
		X 88.119-26

MODEL **33**

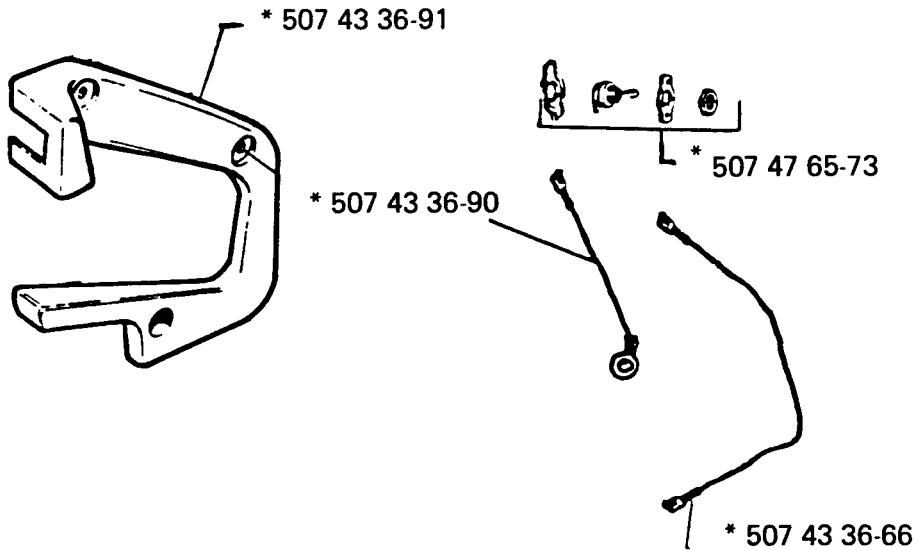
NEW STOP SWITCH

We have introduced a new stop switch with improved attachment to the handle in our production.

<u>New Ref. No.</u>	<u>Description</u>	<u>Excluded Ref. No.</u>	<u>Remark</u>
507 47 65-73	Stop switch	503 09 83-01	1
507 43 36-90	Ground lead	507 43 34-46	1
507 43 36-66	Short-circuit lead	507 43 34-45	1
507 43 36-91	Handle half, left	507 43 34-03	—

1 = remains as a spare part

* Compl. 507 47 65-75



NOTE! For earlier manufactured saws there is a kit available, consisting of stop switch compl. and left handle half. The Ref. No. of the kit is 507 47 65-75.