





Husqvarna

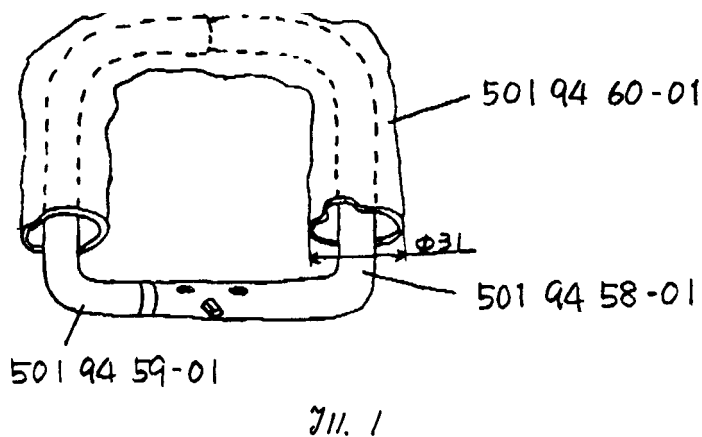
© 1985

SERVICE 		13 X 85.101-96
--	--	--------------------------

HUSQVARNA HEDGETRIMMER 16 H

When delivered from the supplier, the cover for the front handle is \varnothing 31 mm.
In order to make it fit on the handle, which is \varnothing 18 mm, do as follows:

1. Assemble the handle and the cover according to illustration (1).



2. Carefully heat the handle and the cover with a burner or put in a warm oven (120° C) for approx. two minutes.
3. After two minutes, the cover will shrink to the right diameter. Illustration (2).

