

HOMELITE VAC ATTACK II - MODEL NUMBERS UT08544, UT08546 AND UT08947

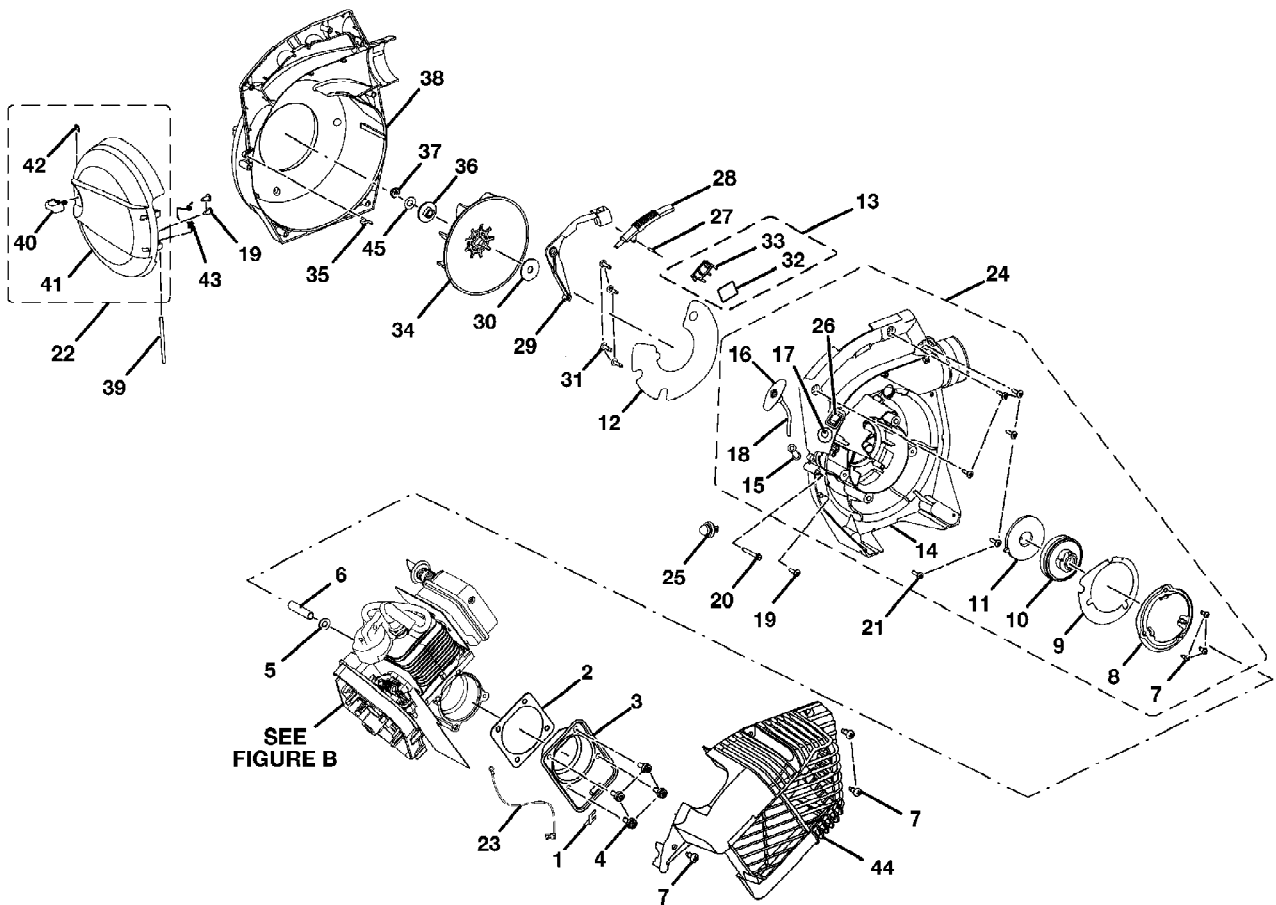


Figure A

Vac Attack II Blower UT-08546  
Figure A

Page 2 of 7

Ref #	Part Number	Qty	S/P/F	Description
1	638081001	1		Male Tab
2	900954001	1	/P	Crankcase Gasket
3	638031001	1	S	Crankcase Cover
4	660664001	4	S	Screw (10-24 X 9/16 in. Pan Hd.) Purchase locally
5	650017001	1	S	Flat Washer
6	650018001	2		Fan Spacer
7	660669001	6	S	Screw (#8 X 1/2 in. Pan Hd.) Purchase locally
8	638032002	1	S	Baffle
9	900957001	1	S	Baffle Gasket
10	518098001	1	S	Pully
11	638033001	1	/P	Spring & Container
12	650023001	1		Inner Volute Seal
13	900961003	1		Screen Cover & Netting Assembly Inc. Key Nos. 32 and 33
14	518249001	1		Inner Volute Housing
15	650013001	1	/P	Bushing - Starter Rope
16	518073001	1	S	Starter Grip
17	650014001	1	S	Bushing
18	900849004	1	/P	Starter Rope
19	660618001	3	S	Screw (10-14 x 1/2 in.) Purchase locally
20	660667001	1	S	Screw (10 X 1-5/8 in. Hex Hd.) Purchase locally
21	660629001	6	S	Screw (10-14 X 3/4 in. Torx Truss Hd.) Purchase locally
22	308135012	1		Door & Knob & E-ring Assembly Inc. Key Nos. 40-42
23	290218001	1	S	Lead W/terminals
24	308279003	1		Inner Housing & Starter Assembly Inc. Key Nos. 7-11, 14-18 and 26
25	308088001	1	/P	Primer Bulb
26	760363002	1	S	Switch
27	348007001	1		Slide Pin
28	518211001	1		Slide
29	518247001	1		Trigger
30	650016001	1	/P	Flat Washer
31	660630002	4	S	Screw (10-24 X 3/4 in. Truss Hd.) Purchase locally
32	570581004	1		Mesh Netting
33	518229001	1	/P	Screen Cover
34	518077001	1	S	Fan
35	638074001	1	S	Wire Loop
36	640858001	1		Fan Adaptor
37	660730001	1	S	Lock Nut (3/8-24) Purchase locally
38	518250001	1		Outer Volute
39	650026001	1	S	Door Hinge Shaft
40	518078002	1		Door
41	518066002	1		Blower Knob

Vac Attack II Blower UT-08546  
Figure A

Page 3 of 7

Ref #	Part Number	Qty	S/P/F	Description
42	650027001	1		E-ring
43	638064001	1	/P	Door Hinge Spring
44	518251001	1		Blower Shroud
45	650015001	1		Washer

HOMELITE VAC ATTACK II - MODEL NUMBERS UT08544, UT08546 AND UT08947

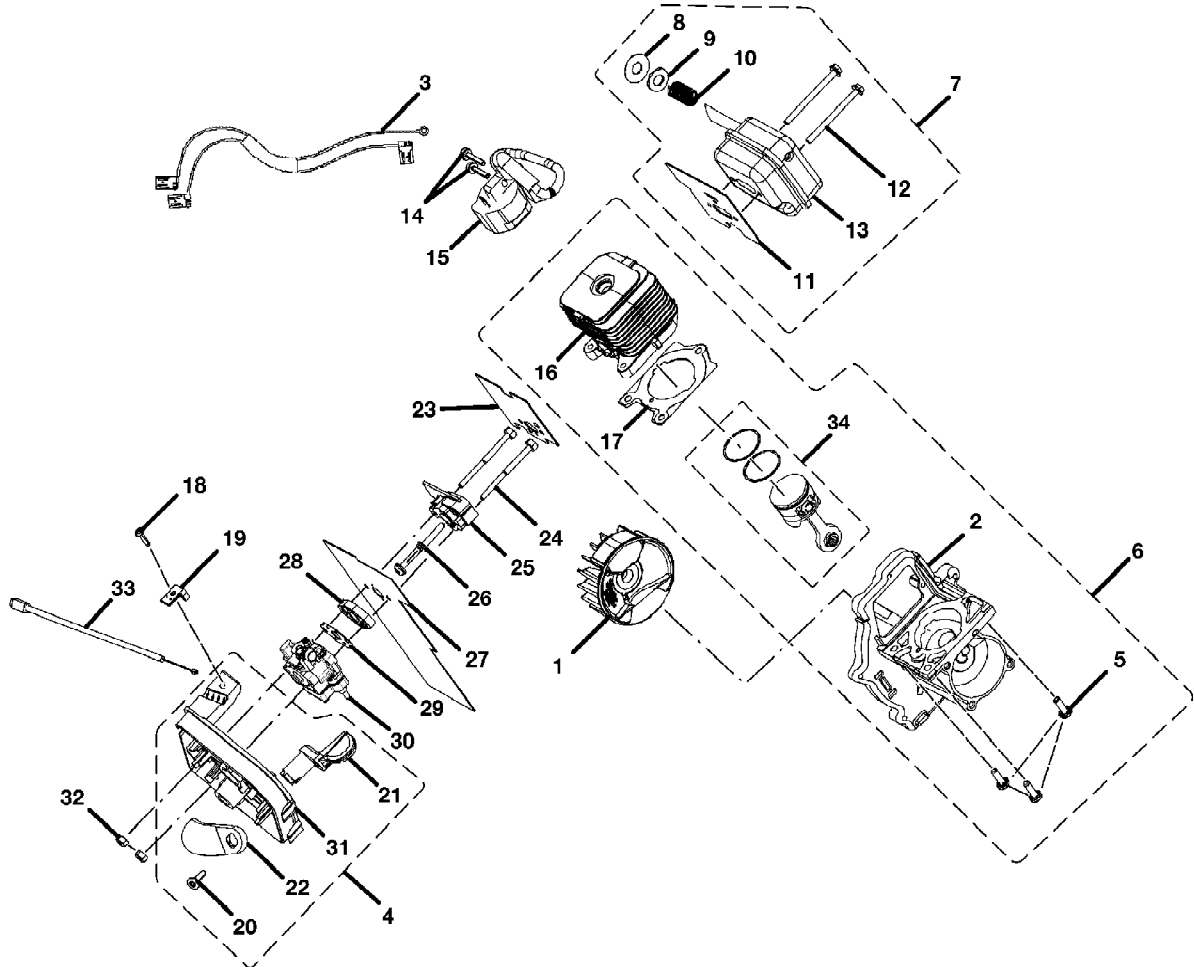


Figure B

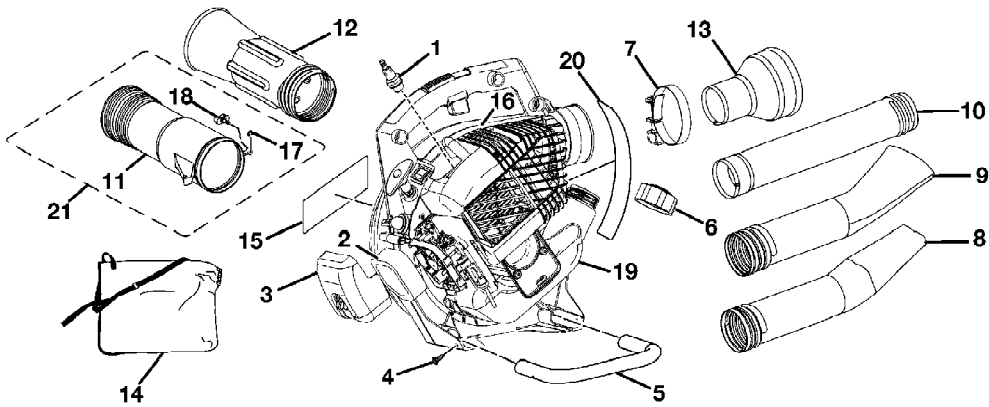
Vac Attack II Blower UT-08546  
Figure B

Page 5 of 7

Ref #	Part Number	Qty	S/P/F	Description
1	300952002	1		Flywheel Assembly
2	308128003	1		Crankcase Assembly
3	290195004	1		Ignition & Switch Harness
4	308592001	1		Air Box Base Assembly Inc. Key Nos. 20, 21, 22, 31 and also inc. key nos. 2, 3 on General Assembly
5	660342002	3		Screw (M5 X 20 mm) Purchase locally
6	308192005	1	S	Short Block Assembly Inc. Key Nos. 2, 5, 16-17 and 34
7	300748010	1	S	Muffler Assembly Inc. Key Nos. 8-13
8	678046001	1	S	Insulating Washer
9	678045001	1	S	Flat Washer
10	678044001	1	S	Compression Spring
11	900994001	1		Muffler Gasket
12	660673001	2	/P	Screw (10-24 Hex. Hd.) Purchase locally
13	300748013	1		Muffler
14	660660001	2	S	Screw (8-32 X 1 in.) Purchase locally
15	850080001	1	/P	Ignition Module
16	640069002	1	S	Cylinder
17	900953001	1	/P	Cylinder Gasket
18	660734001	1	/P	Screw (M4 X 16 mm) Purchase locally
19	638133002	1	/P	Throttle Cable Clip
20	660345001	1	S	Screw (M4)
21	590458001	1	S	Choke Lever
22	590946001	1	S	Choke Plate
23	900950001	1	/P	Heat Dam Gasket
24	660346002	2		Carburetor Mounting Bolt
25	518087001	1	S	Heat Dam
26	660662001	2	/P	Screw (10-24 X 1-1/6 in. Pan Hd.) Purchase locally
27	900951004	1		Carburetor Gasket
28	518120001	1	S	Spacer
29	900711003	1	S	Gasket
30	308429001	1		Carburetor
31	518493001	1		Air Filter Box
32	678027001	2	S	Hex Nut (10-24) Purchase locally
33	270021002	1		Throttle Cable
34	308023003	1	S	Piston and Rod Assembly

HOMELITE VAC ATTACK II – MODEL NUMBERS UT08544, UT08546 AND UT08947

The model number will be found on a plate attached to the engine housing. Always mention the model number in all correspondence regarding your VAC ATTACK II or when ordering repair parts.



Vac Attack II Blower UT-08546  
General Assembly

Page 7 of 7

Ref #	Part Number	Qty	S/P/F	Description
1	870174001	1	/P	Spark Plug Champion RCJ6Y
2	560873001	1	S	Air Filter
3	308890001	1	/P	Air Box Cover Assembly Inc. Key No. 2
4	660676001	2	S	Screw (8-18 x 1/2 in. Pan Hd.) Purchase locally
5	650024001	1	S	Lower Handle
6	300758006	1	/P	Fuel Cap Assembly
7	348005003	1	/P	Clamp Assembly
8	580559001	1	S	High Velocity Nozzle
9	580556001	1	/P	Sweep Nozzle
10	580555001	1	S	Upper Blower Tube
11	580560001	1	/P	Upper Vacuum Tube
12	580561001	1	S	Lower Vacuum Tube
13	580562001	1	/P	Vacuum Adaptor
14	900960001	1	S	Leaf Bag
15	940299495	1		Door Decal
16	940642012	1		Starting Label
17	650027001	1		E-ring
18	518066001	1	S	Blower Knob
19	308593003	1		Fuel Tank & Cap Assembly Inc. Key No. 6
20	940299493	1	S	Warning Label
21	308384001	1		Vac Tube, Knob & E-ring Assembly Inc. Key Nos. 11, 17 and 18
	983000929	1		Operator's Manual
	987000085	1		Operator's Manual