

**28T700 to 28T799**

**SERVICE ENGINE**



**SALES MANUAL**

**MODEL 28T700 SERIES ENGINES REPLACED WITH  
 STANDARD SERVICE ENGINES**

In most cases, the Original Type numbers shown may be replaced by a Service Type Number without making any changes. Necessary changes of engine parts such as crankshafts, reduction parts, blower housings, etc., are noted. Other differences, such as mufflers, elbows, deflectors, etc., are not listed but are very important for safety and engine performance. Be sure the exhaust system on the replacement engine duplicates the system originally selected by the equipment manufacturer. Parts that are suitable for additional use should be transferred. Before making any conversion, check the data shown in the column labeled "REMOVE, ADD and NOTE." See if the changes, which are shown, are actually necessary on the application in question. Often a standard service engine will be a WORKABLE replacement without converting to such things as a special fuel tank or starter position.

If the crankshaft number does not appear in the "Original Engine" column, consult the Illustrated Parts List for the correct service replacement crankshaft number.

**Engine Replacement Notes:**

- NOTE 23:** If the original engine is equipped with a Six Pin Wiring Harness transfer to the replacement engine.
- NOTE 33:** If the replacement engine supersedes to or is a Model 210000 series engine, refer to the illustrations located after the conversion data for this model series. The overall dimensions which differ, are shown in the illustrations. If after making a visual inspection and it is determined the Model 210000 series engine cannot be used because of equipment interference, the original engine should be repaired with a short block and/or individual parts.

**Short Block Notes:**

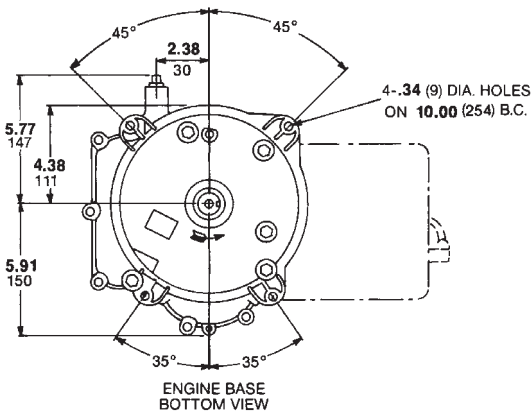
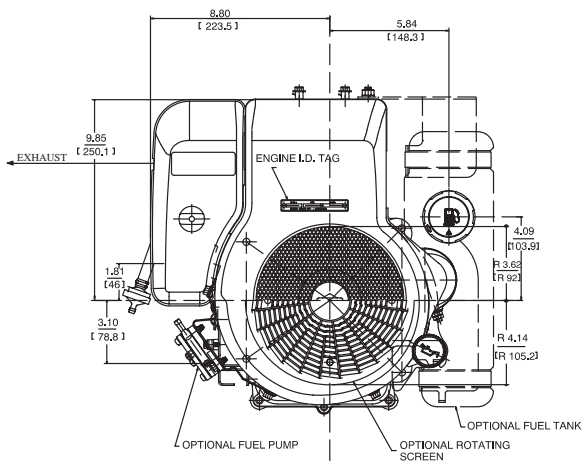
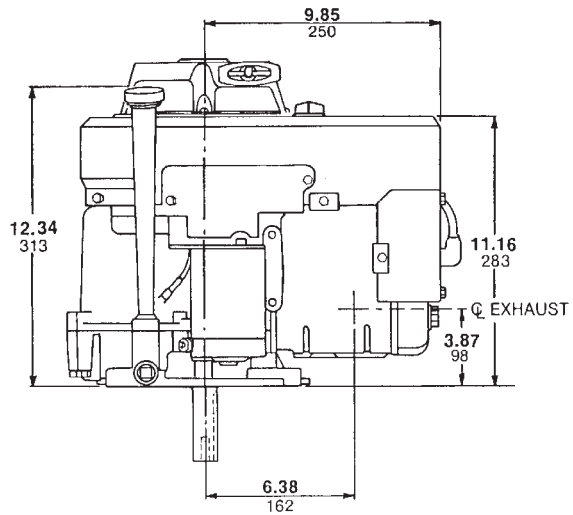
The SHORT BLOCK part number shown, is the assembly which can be used to rebuild the Original Type Number. If a letter appears after the short block number, it indicates the short block must be modified. The change denoted by each letter is as follows:

- NOTE R:** Cut off 1-7/16" on Flywheel end of Crankshaft.

**28T700 to 28T799**

Original Engine			Make From		Remove		Add		Note	Change to Type	Trim	RPM	Short Block	
Type	Model	Crank	Model	Type #	Qty	Part #	Qty	Part #					Part #	Notes
1113	28T707	495162	21B907	0026					23 33		All	3400	496606	R
1119	28T707	495162	21B907	0026					23 33		All	2650	496606	R
1121	28T707	495162	21B907	0026					23 33		All	3400	496606	R
1154	28T707	495162	21B907	0026					23 33		All	3300	496606	R
1157	28T707		21B907	0026					23 33		All	3300	496606	R
1180	28T707		21B907	0026					23 33		All	2700	496606	R

**MODEL 28T700**



**MODEL 210000**

